

Efficient oxidation of alcohols electrochemically mediated by azabicyclo-*N*-oxyls

Yosuke Demizu,^a Hirofumi Shiigi,^b Takahisa Oda,^a Yoshihiro Matsumura^a and Osamu Onomura^{a,*}

^aGraduate School of Biomedical Sciences, Nagasaki University, 1-14 Bunkyo-machi, Nagasaki 852-8521, Japan

^bTsukuba Research Laboratory, Tokuyama Corporation, 40 Wadai, Tsukuba 300-4247, Japan

Received 11 October 2007; revised 31 October 2007; accepted 2 November 2007

Available online 7 November 2007

Abstract—Preparation of azabicyclo-*N*-oxyls and the electrochemical oxidation of alcohols using them as mediators have been exploited. This oxidation was applicable to a transformation of sterically hindered *secondary* alcohols into the corresponding ketones in high yields.

© 2007 Elsevier Ltd. All rights reserved.

The oxidation of *primary* or *secondary* alcohols to the corresponding aldehydes or ketones is an important transformation in organic synthesis. Recently, from the environmental and atom-economical point of view, a lot of catalytic methods using clean oxidants have been exploited.¹ A versatile organocatalyst 2,2,6,6-tetramethylpiperidine-*N*-oxyl (TEMPO) has been utilized in chemical² and electrochemical oxidation³ of alcohols as a mediator. TEMPO is a stable but sterically hindered radical because of the four methyl groups adjacent to the nitroxyl group. Therefore, TEMPO is not suitable for the oxidation of sterically hindered alcohols. In 2006, Iwabuchi and co-workers reported an excellent oxidation of sterically hindered alcohols using 1-methyl-2-azaadamantane-*N*-oxyl (1-Me-AZADO), which is one of the sterically less hindered class of nitroxyl radicals (Fig. 1).⁴

Several azabicyclo-*N*-oxyls⁵ (Fig. 1) have been reported. They exist as stable radicals because of Bredt's rule.⁶ Although their physicochemical properties were examined, the possibility for them acting as mediators for the oxidation of alcohols has hardly been known.⁷ We wish to report herein an efficient electrochemical oxidation of various alcohols mediated by azabicyclo-*N*-oxyls. The azabicyclo skeletons were prepared according

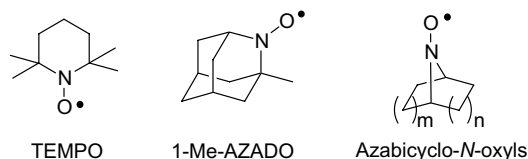


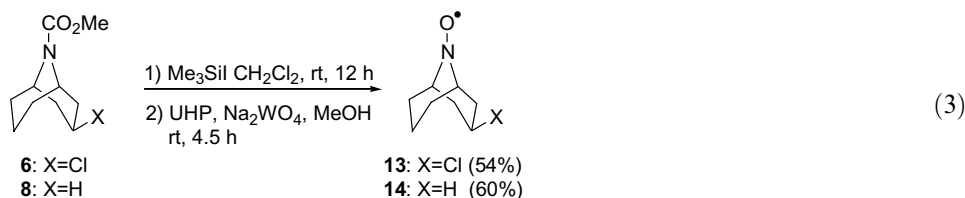
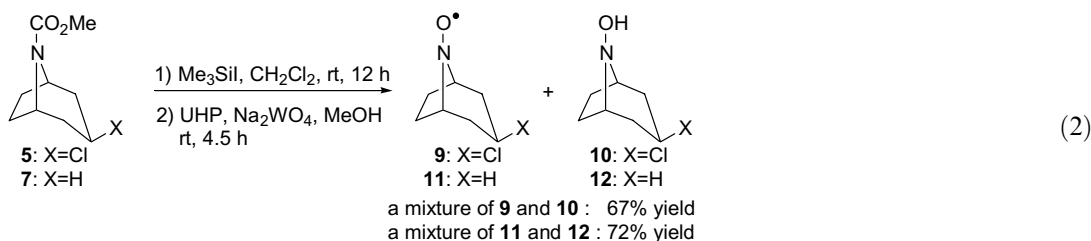
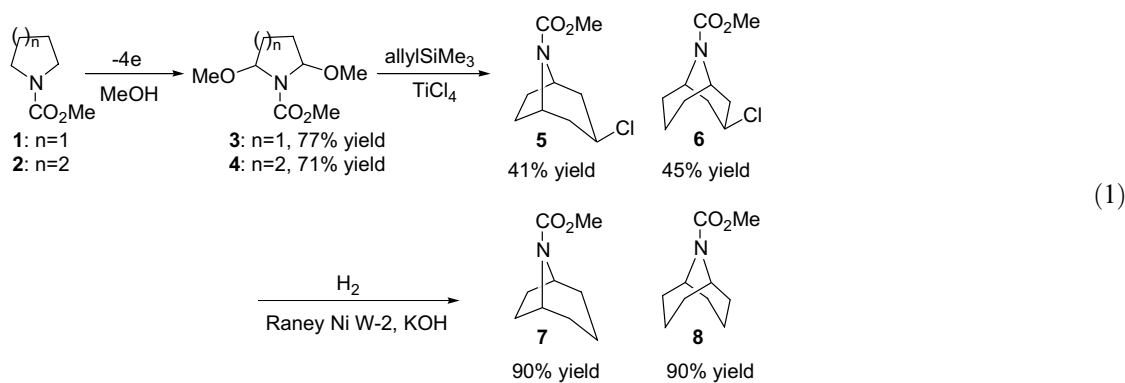
Figure 1. Structures of some *N*-oxyls.

to the method reported by us as shown in Eq. 1. Namely, the electrochemical oxidation of *N*-methoxycarbonyl-pyrrolidine (**1**) and -piperidine (**2**) afforded dimethoxylated compounds **3** and **4**,⁸ which were easily transformed into azabicyclo compounds **5** and **6**, respectively, by TiCl₄-catalyzed one-pot cyclization with allyltrimethylsilane. Finally, reductive dechlorination of **5** and **6** afforded **7** and **8**, respectively.⁹

Preparation of 3-chloro-8-azabicyclo[3.2.1]octane-*N*-oxyl (**9**) is shown in Eq. 2. That is, deprotection of **5** by utilizing Me₃SiI followed by Na₂WO₄-catalyzed oxidation using urea hydrogen peroxide (UHP) afforded a mixture of **9** and the corresponding hydroxylamine **10**. Also, a mixture of 8-azabicyclo[3.2.1]octane-*N*-oxyl (**11**)^{5a} and the corresponding hydroxylamine **12**¹⁰ was synthesized from **7**. In a similar manner, 3-chloro-9-azabicyclo[3.3.1]octane-*N*-oxyl (**13**)^{11,12} and 9-azabicyclo[3.3.1]octane-*N*-oxyl (**14**)^{5f} without any generation of the hydroxylamines were synthesized from **6** and **8**, respectively, Eq. 3.

Keywords: Oxidation; Alcohol; Ketone; Aldehyde; Nitroxyl radical.

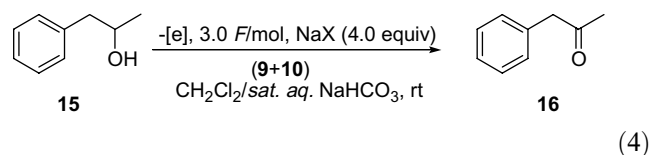
* Corresponding author. Tel.: +81 95 819 2429; fax: +81 95 819 2476; e-mail: onomura@nagasaki-u.ac.jp



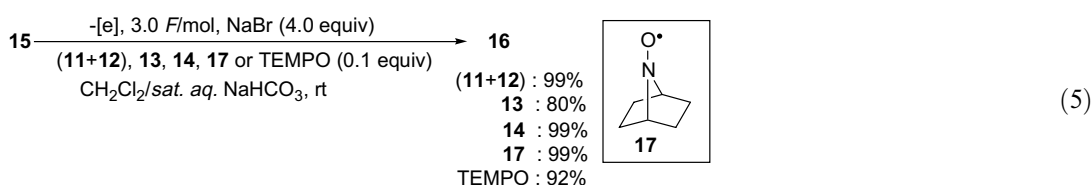
Cyclic voltammograms for a mixture of *N*-oxyl **9** and hydroxylamine **10** (**9** + **10**) showed reversible wave pattern similar to that for TEMPO. This strongly suggests that azabicyclo-*N*-oxyls could play the role of an oxidation mediator just like TEMPO (Fig. 2).¹³

The electrochemical oxidation of 1-phenyl-2-propanol (**15**) using azabicyclo-*N*-oxyls as a mediator was carried out under similar conditions used by Torii and co-workers for TEMPO (Eq. 4).^{3c} That is, the oxidation was conducted using platinum electrodes in an undivided beaker-type cell, containing a catalytic amount of (**9** + **10**), sodium halides (NaX), and a mixture of CH₂Cl₂ and satd aqueous NaHCO₃ as solvent, at a constant current (50 mA).¹⁴ The results are summarized in Table 1. Oxidation of **15** did not proceed at all in the absence of (**9** + **10**) (entry 1). In the presence of 0.1 equiv of (**9** + **10**) together with NaBr, the oxidation of **15**

afforded 1-phenyl-2-propanone (**16**) quantitatively (entry 2). Whereas using NaCl in place of NaBr did not promote the oxidation (entry 3), use of NaI led to poor yield compared to that of NaBr (28%, entry 4). These results mean that Br⁻ ion is the most suitable halogen mediator for this electrochemical oxidation. Using 0.02–0.01 equiv of (**9** + **10**) slightly reduced the yield of **16** (93%, entries 5 and 6).



Other *N*-oxyls (**11** + **12**), **13**, **14**, and **17**^{5d,15} were also good oxidation catalysts just like TEMPO (Eq. 5).



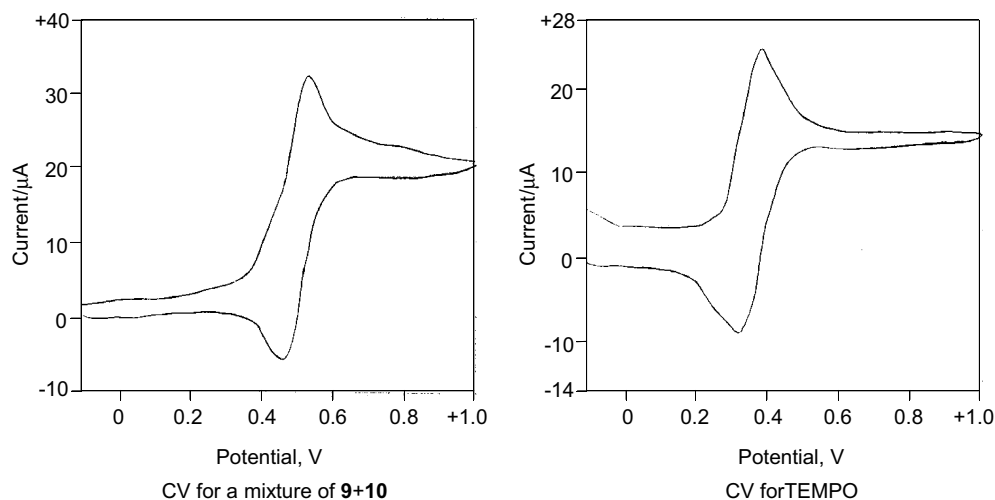


Figure 2. Cyclic voltammograms for **9 + 10** and TEMPO.

Table 1. Electrochemical oxidation of 1-phenyl-2-propanol (**15**)

Entry	Equiv of (9 + 10)	Sodium halide	Yield of 16 (%)
1	0	NaBr	0
2	0.1	NaBr	99
3	0.1	NaCl	0
4	0.1	NaI	28
5	0.02	NaBr	93
6	0.01	NaBr	93

Moreover, isolated *N*-hydroxylamine **10** catalyzed the electrochemical oxidation of **15** as efficiently as *N*-oxyl (**9 + 10**) (Eq. 6).

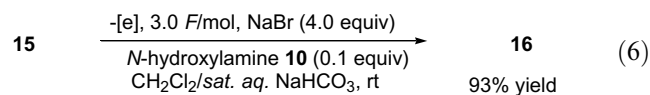
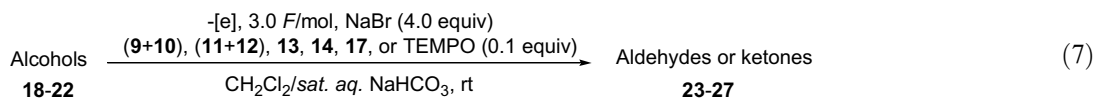


Table 2 shows the electrochemical oxidation of various *primary* and *secondary* alcohols **18–22** using azabicyclo-*N*-oxyls (**9 + 10**), (**11 + 12**), **13**, **14**, **17**, and TEMPO as mediators (Eq. 7). All *N*-oxyls had excellent catalytic activity just like TEMPO toward *primary* alcohols **18** and **19** (entries 1 and 2), and *secondary* alcohols **20–22** (entries 3–5) to afford the corresponding carbonyl compounds **23–27** in high yield, respectively.

Table 2. Electrochemical oxidation of various alcohols **18–22**

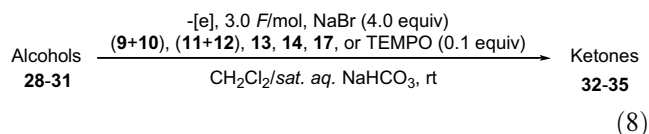
Entry	Alcohol	Product	Yield of product (%)					
			(9 + 10)	(11 + 12)	13	14	17	TEMPO
1			99	96	99	90	82	99
2			77	90	91	99	99	68
3			99	99	99	99	99	72
4			99	97	86	90	99	77
5			98	99	99	99	99	84

**Table 3.** Electrochemical oxidation of sterically hindered alcohols **28–31**

Entry	Alcohol	Product	Yield of product (%)					
			(9 + 10)	(11 + 12)	13	14	17	TEMPO
1			87	65	90	86	82	61
2			99	86	92	82	76	23
3			85	74	94	99	99	41
4			72	75	97	99	74	56

Table 3 summarizes the electrochemical oxidation of sterically hindered *secondary* alcohols **28–31** (Eq. 8). In the case of TEMPO, the oxidized products **32–35** were obtained in low to moderate yield (23–61%), while *N*-oxyls (**9 + 10**), (**11 + 12**), **13**, **14**, and **17** played a better role than TEMPO (entries 1–4). These results prove that azabicyclo-*N*-oxyls are efficient mediators for the oxidation of sterically hindered alcohols because they are less hindered than TEMPO.

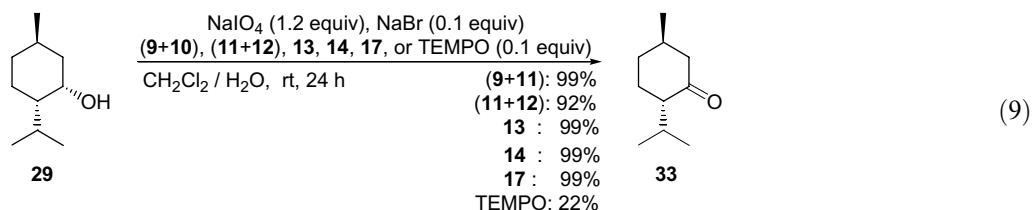
In summary, azabicyclo-*N*-oxyls (**9 + 10**), (**11 + 12**), **13**, **14**, and **17** were applicable to electrochemical oxidation of various alcohols as mediators. Especially in the oxidation of sterically hindered *secondary* alcohols to the corresponding ketones, these *N*-oxyls were much more effective than TEMPO. Preparation of chiral azabicyclo-*N*-oxyls and enantiospecific oxidation of *secondary* alcohols using them as mediators are now underway.



Azabicyclo-*N*-oxyls (**9 + 10**), (**11 + 12**), **13**, **14**, and **17** were also effective in the chemical oxidation (Eq. 9).^{17–19} That is, *l*-menthol (**29**) was almost quantitatively oxidized by using these *N*-oxyls, while in the case of TEMPO the yield of *l*-menthone (**33**) was only 22%.

Acknowledgments

This work was supported in part by a Grant-in-Aid for Young Scientists (B) (19790017) from the Ministry of Education, Science, Sports and Culture, Japan and by the president's discretion fund and a Grant-in-Aid for Scientific Research from Nagasaki University.



References and notes

- Recent reviews: (a) Noyori, R.; Aoki, M.; Sato, K. *Chem. Commun.* **2003**, 1977–1980; (b) Irie, R.; Katsuki, T. *Chem. Record* **2004**, *4*, 96–109; (c) Mallat, T.; Baiker, A. *Chem. Rev.* **2004**, *104*, 3037–3058; (d) Schultz, M. J.; Sigman, M. S. *Tetrahedron* **2006**, *62*, 8227–8241.
- Representative recent reviews: (a) de Nooy, A. E. J.; Besemer, A. C.; van Bekkum, H. *Synthesis* **1996**, 1153–1174; (b) Sakai, T. *Yuki Gosei Kagaku Kyokaishi* **2002**, *60*, 1215–1218; (c) Sheldon, A. R.; Arends, W. C. E. I. *Adv. Synth. Catal.* **2004**, *346*, 1051–1076.
- (a) Semmelhack, M. F.; Chou, C. S.; Cortes, D. A. *J. Am. Chem. Soc.* **1983**, *105*, 4492–4494; (b) Osa, T.; Akiba, U.; Segawa, I.; Bobbitt, J. M. *Chem. Lett.* **1988**, *8*, 1423–1426; (c) Inokuchi, T.; Matsumoto, S.; Torii, S. *J. Org. Chem.* **1991**, *56*, 2416–2421; (d) Yoshida, T.; Kuroboshi, M.; Oshitani, J.; Gotoh, K.; Tanaka, H. *Synlett* **2007**, 2691–2694; Using modified TEMPO: (e) Kashiwagi, Y.; Kurashima, F.; Chiba, S.; Anzai, J.; Osa, T.; Bobbitt, J. M. *Chem. Commun.* **2003**, 114–115; (f) Kubota, J.; Ido, T.; Tanaka, H.; Uchida, T.; Shimamura, K. *Tetrahedron* **2006**, *62*, 4769–4773.
- Shibuya, M.; Tomizawa, M.; Suzuki, I.; Iwabuchi, Y. *J. Am. Chem. Soc.* **2006**, *128*, 8412–8413.
- (a) Mahoney, L. R.; Mendenhall, G. D.; Ingold, K. U. *J. Am. Chem. Soc.* **1973**, *95*, 8610; (b) Sümmerrmann, W.; Deffner, U. *Tetrahedron* **1975**, *31*, 593–596; (c) Passat, A.; Ronzaud, J. *Tetrahedron* **1976**, *32*, 239–244; (d) Aurich, H. G.; Czepluch, H. *Tetrahedron Lett.* **1978**, *14*, 1187–1190; (e) Nelsen, S. F.; Kessel, C. R.; Brien, D. J. *J. Am. Chem. Soc.* **1980**, *102*, 702–711; (f) Boldwell, F. G.; Liu, W.-Z. *J. Am. Chem. Soc.* **1996**, *118*, 10819–10823.
- Bredt, J.; Thouet, H.; Schnitz, J. *Liebigs Ann.* **1924**, *437*, 1–13.
- We found only one literature for chemical oxidation: Graetz, B.; Rychnovsky, S.; Leu, W.; Farmer, P.; Lin, R. *Tetrahedron: Asymmetry* **2005**, *16*, 3584–3598.
- Shono, T.; Matsumura, Y.; Tsubata, K.; Sugihara, Y.; Yamane, S.-I.; Kanazawa, T.; Aoki, T. *J. Am. Chem. Soc.* **1982**, *104*, 6697–6703.
- Shono, T.; Matsumura, Y.; Uchida, K.; Kobayashi, H. *J. Org. Chem.* **1985**, *50*, 3243–3245.
- Mendenhall, G. D.; Ingold, K. U. *J. Am. Chem. Soc.* **1973**, *95*, 2963–2971.
- A typical procedure for the preparation of *N*-oxyl **13**: A solution of **6** (218 mg, 1.0 mmol) and Me₃SiI (600 mg, 3.0 mmol) in CH₂Cl₂ (5.0 mL) was stirred for 12 h at rt. The solution was added into saturated aqueous NaHCO₃ and extracted with CHCl₃ (20 mL × 3). The combined organic layer was dried over K₂CO₃ and the solvent removed under reduced pressure to afford a crude amine that was used for the next reaction without purification. A solution of amine and Na₂WO₄·2H₂O (33 mg, 0.1 mmol) in MeOH (2.0 mL) was stirred for 30 min at rt. To the solution was added urea hydrogen peroxide (470 mg, 5.0 mmol). After stirring for 4 h at rt, the solution was poured in saturated aqueous NaHCO₃ and extracted with CHCl₃ (20 mL × 3). The combined organic layer was dried over K₂CO₃ and the solvent removed under reduced pressure. The residue was purified by silica gel column chromatography (*n*-hexane/AcOEt = 10:1) to afford *N*-oxyl **13** (175 mg, 54% yield) as a yellow solid. Mp: 69–70 °C. IR (neat): 2991, 1441, 1358, 1298 cm⁻¹. MS[HR-FAB(+)] *m/z*: [M+H]⁺ calcd for C₈H₁₄ClNO, 175.0764; found, 175.0781.
- Relative stereoconfiguration of **13** was determined by the X-ray analysis. Crystallographic data for this structure have been deposited with the Cambridge Crystallographic Data Centre as Supplementary Publication Number CCDC 663222. Copies of the data can be obtained, free of charge, on application to CCDC, 12 Union Road, Cambridge CB21EZ, UK; fax: +44(0) 1223 336033 or e-mail: deposit@ccdc.cam.ac.uk.
- Cyclic voltammogram for a mixture of **9** + **10** was measured in 0.1 M Et₄NBF₄/MeCN solution using glassy-carbon as a working electrode, platinum as a counter electrode, and Ag/0.01 M AgNO₃ as a reference electrode. Concentration of (**9** + **10**): 1.0 mM. Scan rate: 10 mV/s. Other *N*-oxyls (**11** + **12**), **13**, **14**, and **17** were represented by the similar reversible wave patterns.
- Representative procedure for the electrochemical oxidation of alcohols: Anodic oxidation of **15** was carried out using platinum electrodes (1 cm × 2 cm) in an undivided beaker-type cell. Alcohol **15** (68 mg, 0.5 mmol), a mixture of **9** + **10** (8.1 mg, 0.05 mmol) and NaBr (206 mg, 2.0 mmol) were added into a mixture of CH₂Cl₂ (2.5 mL) and satd aqueous NaHCO₃ (2.5 mL). After passing through 3.0 F/mol of electricity at constant current (50 mA) at rt, the mixture was poured in water and extracted with AcOEt (20 mL × 3). The combined organic layer was dried on MgSO₄ and the solvent removed under reduced pressure. The residue was purified by silica gel column chromatography (*n*-hexane/AcOEt = 20:1) to afford **16** (66 mg, 99% yield) as a colorless oil.
- Azabicyclo-*N*-oxyl **17**^{5d} was prepared from *N*-Cbz-7-azabicyclo[2.2.1]heptane.¹⁶ Since isolated **17** was somewhat unstable, it gradually changed into the corresponding *N*-hydroxylamine even at -20 °C.
- Olivo, H. F.; Peeples, T. L.; Ríos, M.-Y.; Velázquez, F.; Kim, J.-W.; Narang, S. *J. Mol. Catal. B: Enzym.* **2003**, *21*, 97–105.
- A procedure for the chemical oxidation (Ref. 18) of **29**: Under an aerobic atmosphere, **29** (78 mg, 0.5 mmol), a mixture of **9** + **10** (8.1 mg, 0.05 mmol), NaIO₄ (128 mg, 0.6 mmol), and NaBr (5.1 mg, 0.05 mmol) were added into a mixture of CH₂Cl₂ (1.0 mL) and water (1.0 mL). After stirring for 24 h at rt, the solution was poured in water and extracted with AcOEt (20 mL × 3). The combined organic layer was dried on MgSO₄ and the solvent removed under reduced pressure. The residue was purified by silica gel column chromatography (*n*-hexane/AcOEt = 20:1) to afford **33** (77 mg, 99% yield) as a colorless oil.
- Lei, M.; Hu, R.-J.; Wang, Y.-G. *Tetrahedron* **2006**, *62*, 8928–8932.
- Recently, some methods for highly efficient chemical oxidation of sterically hindered *secondary* alcohols using TEMPO or its analogs have been reported: (a) Bobbitt, J. M. *J. Org. Chem.* **1998**, *63*, 9367–9374; (b) Zhao, X.-F.; Zhang, C. *Synthesis* **2007**, 551–557.